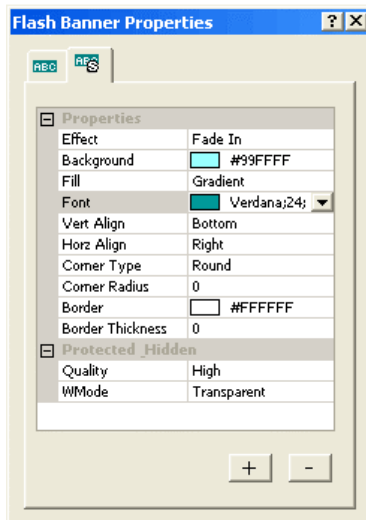




:: FULL-FEATURE LISTING

We've packed NetObjects Fusion 9 with new features that will not only make you look great on the Web - they will help you build faster and more efficiently than ever. Take a moment to browse through the new tools and features that make Fusion 9 the best version of NetObjects Fusion ever.



build with Flash® – without learning Flash design

Adding Flash to your site is a great way to attract and keep the attention of site visitors – and now you can design your site pages around your Flash content with Fusion 9's built-in Flash viewer. Your Flash files will be visible to you in real time as you design in Page View so that you can design with absolute accuracy.

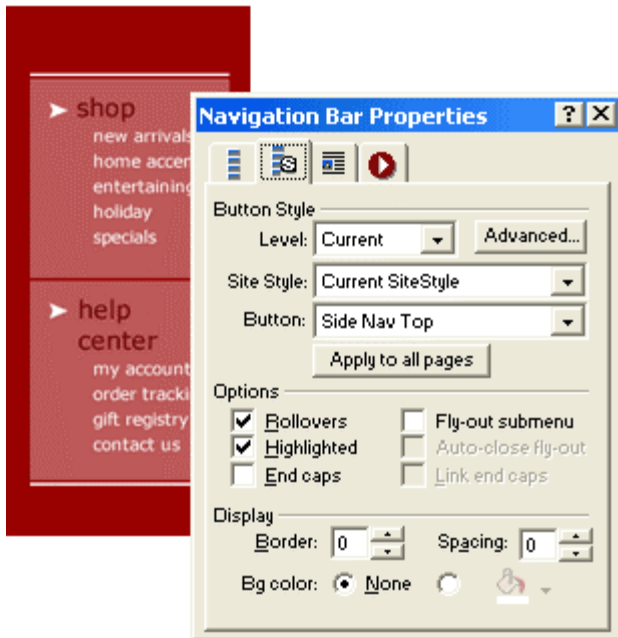
Fusion 9 also comes with new Flash navigation and banner options that you can customize without leaving Fusion. Make your new Flash navigation and banner match any site project with full control over fonts, colors, size and effects. No Flash® design knowledge required.

protect your site designs with locking controls

When planning and designing your page structure, it is important that objects stay exactly where you place them – and stay there. With the new locking controls in Fusion 9, you can lock objects, images, and entire design areas from moving or editing.

Design with efficiency by locking MasterBorders and Layout Regions in place while you fine-tune your page design. Or lock the position of a text box so that future edits don't compromise your carefully designed site.





show off with new navigation options

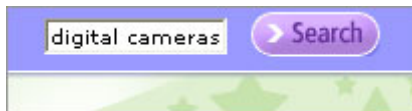
Fusion 9's new navigation options don't stop with the addition of Flash navigation – you can also now add custom section titles and decorative end-caps to your graphical navigation. Perfect for dressing-up your navigation visually, Fusion's new end-cap and section title support means never having to worry about alignment.

To help your site visitors where they need to go, they way that you want them to get there, Fusion 9 now allows you to define exactly how you want each page to open in the browser. Your navigation links can now open in the same window, a new window or as a custom pop-up.

drag & drop interactive component suite

Keep your site fresh and incorporate the latest features visitors are looking for : This exciting new suite includes the following:

>> **Google Search** - The Google Search component provides an easy way for including a Google WebSearch into your page. It can be configured in three ways: Google Free Web search, Google Free SafeSearch, Google Free Web search with site search.



>> **Secure Site** - The Secure Site package is a bundle consisting of the following components: Login, Signup, Get Password, Change Password, Secure Page, Logout and Admin. Using this bundle, you can protect your site from being accessed by unauthorized users. Password protected pages will not be viewable unless the user logs on using a valid user name and password. Site visitors will be prompted to create an account and/or sign-in before they are granted access to protected pages.



>> **RSS Feed (Live-Internet Feed)** - Live Internet content is a common feature found on the Web. With one glance, users can quickly see up-to-the-minute feeds from the live feed provider of your choice. Often provided free from various media outlets, these feeds stream live information directly to your website. Visitors get a dynamic content that's related to your site goals - while you get a great way to show off your design skills.

>> **FAQ** - The FAQ component provides a list of FAQs allowing you to offer the necessary assistance for customers and make available to them quickly and easily. With this feature, you will be able to create, edit and delete specific FAQs in addition to specific categories. This valuable tool will put a wealth of organized information at site visitor's fingertips.

>> **E-mail a page** - With this component, the visitors of your site may send a page of your site via e-mail. The page can be sent as HTML, plain text or a zip file. The user also has the option to just send the site's URL.

>> **News Ticker** - Designed to help Web developers build interactive HTML pages, the new News Ticker component is a tool that displays a text box containing text that continuously scrolls inside the box.

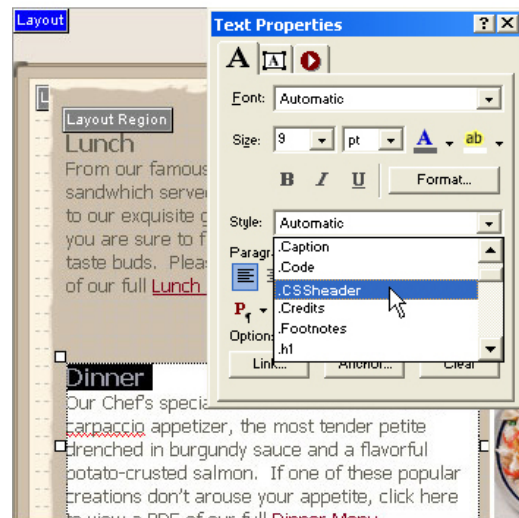
>> **Guest Book** - By adding a Guestbook to your site, you give your site's visitors the opportunity to express their opinions, offer suggestions about your Web site, and develop a sense of community. The NetObjects Guestbook consists of two components: the Guestbook component, which adds a Guestbook to your site, and the Guestbook Admin component, which allows you to edit and delete Guestbook entries.

>> **Screen Door** - Use this helpful component to ensure your site is looking good in multiple browsers. The Screen Door component detects the visitor's browser type and redirects the visitor to a page targeted for that specific browser.

improved CSS functionality and usability

Take full advantage of the portability and central management that CSS design has to offer. The manage styles dialog contains new enhancements that include the ability for advanced developers to launch an editing window for hand-coding definitions.

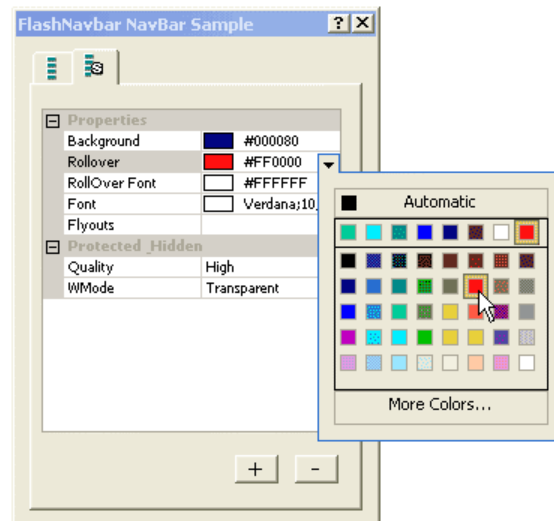
Assign CSS definitions to your form elements and database outputs while utilizing the control of a consolidated, visual work environment.



add Flash Navigation – No Flash knowledge needed

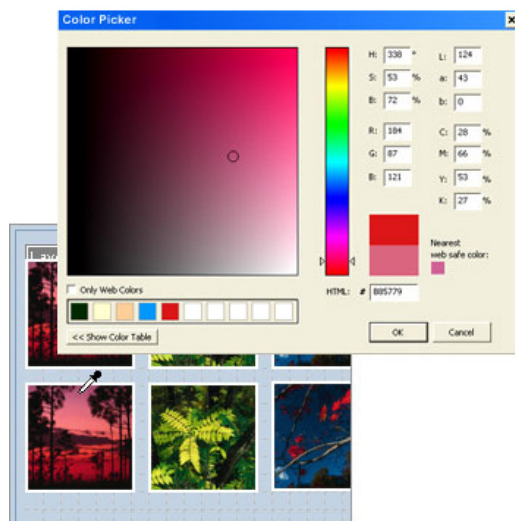
One of the star features on NetObjects Fusion has always been it's ability to centrally manage text and graphical navigation – and now you can extend your navigation options to Flash navigation new in Fusion 9.

The new Flash navigation can be modified to suit the look & feel of virtually any project – you control size, positioning, colors and fonts directly from the Style View without leaving Fusion.



make a splash with customizable Flash banners

Now you can add Flash banners to your sites with custom text effects – without leaving Fusion or needing to know any Flash programming. Have your page titles fade in, zoom in or choose from any of the 7 pre-set title effects. You control your Flash banner's size, colors, fonts, effects, border type and more from within the Style View. And since Fusion 9 supports in-line Flash viewing you'll be able to view your Flash banner as you design.



perfect color matching with the new eyedropper tool

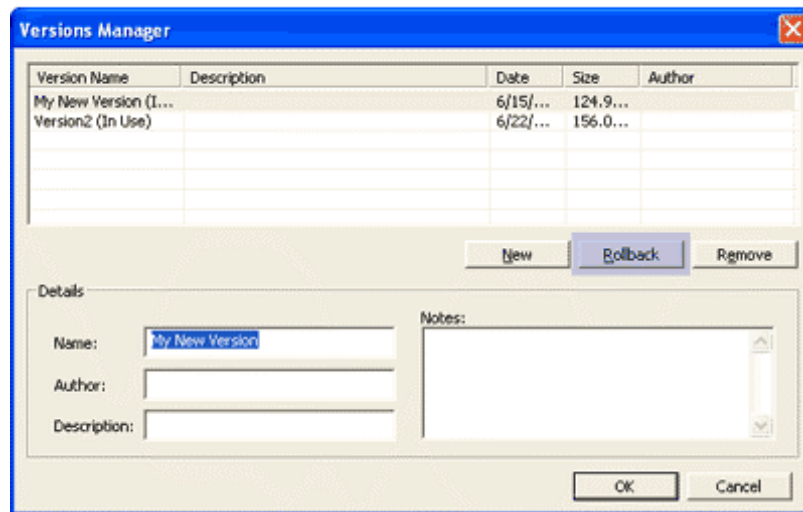
Match colors within your design exactly with the new Eye Dropper. Select objects while in design mode to make sure your color combinations match your exact specifications.

The new eyedropper is pre-loaded with additional color pallets and supports RGB, HSB, LAB and CMYK color models.

automatic version control keeps change manageable

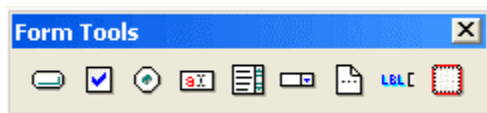
Take control of your site maintenance with integrated version control. NetObjects Fusion 9 offers a new Versions Manager that allows you to create and store various versions of your site. This exciting new feature allows you to track the changes you make and ensures that you're always working on the latest version of your site.

What's the best part of Fusion 9's new versioning capabilities? Your site versions are saved remotely on your Web server. If, shudder to think, you should ever have a catastrophic system crash, you can rest easy knowing that the most recent version of your site is safe on your server. Please don't send our programmers flowers – a thank you email will suffice.



roll back your site with just a few clicks

Whether you want to undo recent changes or roll back your site after a special promotion, the Version Manager in Fusion 9 makes site rollback easy. Since Fusion 9 automatically saves versions of your site with every new publish, you simply select the rollback date and republish.



improved form control

The form controls in NetObjects Fusion 9 have been consolidated into one toolbar to be more accessible and manageable than ever.

New form tools in Fusion 9 include the ability to add a file upload to your forms, control your form text with CSS styles and custom label your form fields for greater clarity.

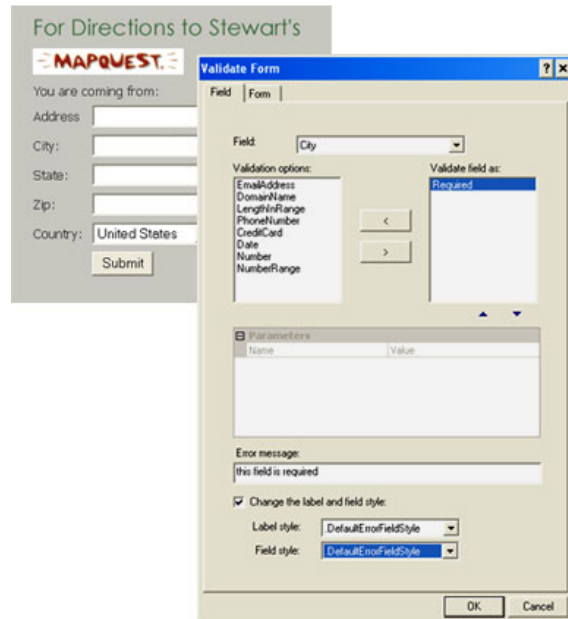
Because not all hosting platforms are created equal, Fusion 9 now offers multi-platform support for forms – with built-in scripts so that you don't have to scour the Internet to find a script that fits your needs. NetObjects Fusion allows you to choose PHP or ASP as your platform of choice when deploying forms pages.

new form validation tools

Tired of looking for scripts or writing your own validation rules for forms such as "email address format must include @ symbol", "character length of a field must equal 12" and so on? Well stop.

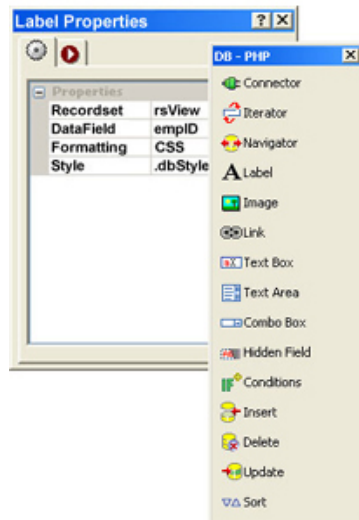
The new form validation tools provide a visual data grid to validate options such as required fields, character limitations and email address formatting.

Now you can create form elements without having to worry about complicated behind-the-scenes scripting.



support for ASP.net

Take advantage of today's latest technologies by incorporating ASP.Net applications in your Web projects.



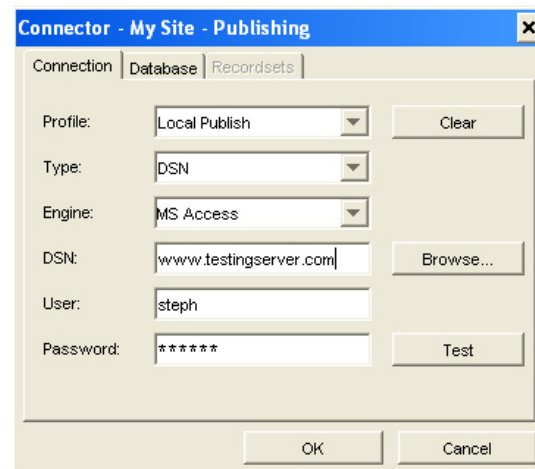
database display control using CSS

Take full advantage of the CSS accessibility features in NetObjects Fusion 9 by applying CSS definitions to iterators, navigators and other database display controls. You now have better control visually over how database output looks on your site.

remote vs. local database profiling

When developing database driven applications it is important that the functionality you require is working exactly the way it should before going live.

New profiling options allow you to set up multiple database profiles so you can easily switch from the local database environment to the live environment when you are ready to go live.



The screenshot shows a Windows-style dialog box titled "Connector - My Site - Publishing" with a close button (X) in the top right corner. It has three tabs: "Connection", "Database" (which is selected), and "Recordsets". The "Database" tab contains several input fields and buttons. The "Profile:" field is a dropdown menu showing "Local Publish", with a "Clear" button to its right. The "Type:" field is a dropdown menu showing "DSN". The "Engine:" field is a dropdown menu showing "MS Access". The "DSN:" field is a text box containing "www.testingserver.com", with a "Browse..." button to its right. The "User:" field is a text box containing "steph". The "Password:" field is a text box containing "*****", with a "Test" button to its right. At the bottom of the dialog are "OK" and "Cancel" buttons.



built-in support for NetObjects nPower

NetObjects nPower is the new content management solution for Fusion 9 designers. With NetObjects nPower, Web designers can offer their clients an effective, easy and risk-free way to keep their sites up to date.

The special site management tools included in Fusion 9 - content locking, version control, and site rollback - are your key to making site editing available to your clients with nPower. Learn more about how NetObjects nPower is redefining the relationship between client and designer.